



Item # \_\_\_\_\_

Job \_\_\_\_\_



Wire Shelving

## SUPER ERECTA SHELF® WIRE SHELVING

- **Unique Design:** The open wire design of these shelves minimizes dust accumulation and allows free circulation of air, greater visibility of stored items and greater light penetration.
  - **Durable Construction:** Super Erecta shelves and posts are constructed of heavy-gauge carbon steel or Type 304 stainless steel.
  - **Choice of Finishes:** Super Erecta Brite™ and chrome-plated for dry storage; Metroseal 3™ with Microban® antimicrobial product protection and stainless steel for corrosive environments; and attractive epoxy color options for merchandising applications.
  - **Versatile:** Super Erecta Shelf® wire shelving can adapt to your changing needs. By using various accessories, hundreds of shelving configurations become possible.
  - **Fast, Secure Assembly:** SiteSelect™ Posts have a double groove visual guide feature every 8" (203mm), circular grooves at 1" (25mm) increments, and are numbered at 2" (50mm) intervals. A patented, tapered split sleeve snaps together around each post. Tapered openings in the shelf corners slide over the tapered split sleeves providing a positive lock. Shelf is assembled in minutes without the use of any special tools.
  - **Adjustability:** Shelves can be adjusted at 1" (25mm) intervals along the entire length of the post.
  - **Shelf Ribs:** Run front to back, allowing you to slide items on and off shelves smoothly.
  - **Shelf Accessibility:** Shelves can be loaded/unloaded easily from all sides This open construction allows maximum use of storage cube.
  - **Adjustable Feet:** Bolt levelers compensate for surface irregularities.
- Note:** Stainless stationary posts are equipped with stainless steel leveling feet.



\*MICROBAN® and the MICROBAN® symbol are registered trademarks of the Microban Products Company, Huntersville, NC.




**InterMetro Industries Corporation**  
North Washington Street  
Wilkes-Barre, PA 18705  
www.metro.com



10-01

## Wire Shelves



Split Sleeve



Aluminum Split Sleeve

- **Metroseal 3:** Metro's proprietary epoxy coating contains Microban® antimicrobial product protection. Microban antimicrobial protects the epoxy coating from bacteria, mold, mildew, and fungus that cause odors, stains, and product degradation.
- See spec sheet 10.14 for epoxy color options.
- Plastic split sleeves are included with each shelf  
Replacements are available: Cat. No. 9985 (bag of 4)
- Aluminum split sleeves are recommended for abusive mobile applications. Sleeves with stainless C-rings must be used for cart wash applications (exceeding 200°F/93°C) and for all autoclave applications.  
Cat. No. 9986Z (bag of 4 with zinc C-rings)  
Cat. No. 9986S (bag of 4 with stainless steel C-rings)
- Weight capacity (evenly distributed) per shelf  
800 lbs. (363kg) for lengths of 18" to 48" (457 to 1219mm)  
600 lbs. (272kg) for lengths of 54" (1370mm) or longer
- Weight capacity (evenly distributed) per unit.  
Stationary shelving units have a maximum load capacity (evenly distributed) of 2,000 lbs. (907kg)  
Mobile units have a maximum capacity of three times the caster load rating up to but not exceeding 1,000 lbs. (453kg) total. Consult the Metro catalog for caster load ratings

Model No. Super Erecta Brite	Model No. Chrome	Model No. Metroseal 3 with Microban®	Model No. Stainless	Nominal Width/Length (in.) (mm)	Approx. Pkd. Wt. (lbs.) (kg)
1424BR	1424NC	1424NK3	1424NS	14x24 355x610	6 2.7
1430BR	1430NC	1430NK3	1430NS	14x30 355x760	7 3.2
1436BR	1436NC	1436NK3	1436NS	14x36 355x914	8 3.6
1442BR	1442NC	1442NK3	1442NS	14x42 355x1066	9½ 4.3
1448BR	1448NC	1448NK3	1448NS	14x48 355x1219	10½ 4.7
1460BR	1460NC	1460NK3	1460NS	14x60 355x1524	14 6.3
1472BR	1472NC	1472NK3	1472NS	14x72 355x1829	17 7.7
1824BR	1824NC	1824NK3	1824NS	18x24 457x610	7 3.2
1830BR	1830NC	1830NK3	1830NS	18x30 457x760	8 3.6
1836BR	1836NC	1836NK3	1836NS	18x36 457x914	9½ 4.3
1842BR	1842NC	1842NK3	1842NS	18x42 457x1066	11 5.0
1848BR	1848NC	1848NK3	1848NS	18x48 457x1219	12 5.4
1854BR	1854NC	1854NK3	1854NS	18x54 457x1370	14½ 6.6
1860BR	1860NC	1860NK3	1860NS	18x60 457x1524	17 7.7
1872BR	1872NC	1872NK3	1872NS	18x72 457x1829	20 9.1
2124BR	2124NC	2124NK3	2124NS	21x24 530x610	8 3.6
2130BR	2130NC	2130NK3	2130NS	21x30 530x760	9 4.1
2136BR	2136NC	2136NK3	2136NS	21x36 530x914	11 5.0
2142BR	2142NC	2142NK3	2142NS	21x42 530x1066	12 5.4
2148BR	2148NC	2148NK3	2148NS	21x48 530x1219	14 6.4
2154BR	2154NC	2154NK3	2154NS	21x54 530x1370	16 7.3
2160BR	2160NC	2160NK3	2160NS	21x60 530x1524	18 8.2
2172BR	2172NC	2172NK3	2172NS	21x72 530x1829	24 10.9
2424BR	2424NC	2424NK3	2424NS	24x24 610x610	9 4.1
2430BR	2430NC	2430NK3	2430NS	24x30 610x760	11 5.0
2436BR	2436NC	2436NK3	2436NS	24x36 610x914	13 5.9
2442BR	2442NC	2442NK3	2442NS	24x42 610x1066	15 6.8
2448BR	2448NC	2448NK3	2448NS	24x48 610x1219	16 7.3
2454BR	2454NC	2454NK3	2454NS	24x54 610x1370	19 8.6
2460BR	2460NC	2460NK3	2460NS	24x60 610x1524	21 9.5
2472BR	2472NC	2472NK3	2472NS	24x72 610x1829	26 11.8

Note: 14" (355mm) deep units.

Free-standing units: Units taller than 63" (1600mm) must be properly fastened to the floor or wall using Metro foot plates or wall brackets.

Mobile units: maximum allowable post height is 54" (1370mm).

## SiteSelect™ Posts

### Stationary Posts

Stationary posts are equipped with a leveling bolt to account for uneven floors.

- Height includes leveling bolt (completely tightened) and post cap Leveling bolt can be adjusted 1/2" (13mm).
- Foot plates may be ordered separately and installed in place of leveling foot.
- Replacement leveling bolts  
Zinc Cat. No. RPF04-004 Stainless Steel Cat. No. RPF04-004C
- Replacement post cap for standard posts  
Black Cat. No. RPC06-035



*SiteSelect Posts feature double grooves every 8" (203mm) to aid assembly.*

Model No. Chrome	Model No. Metroseal 3 with Microban	Model No. Stainless Steel	Height		Approx. Pkd. Wt.	
			(in.)	(mm)	(lbs.)	(kg)
7P	7PK3		7 <sup>3</sup> / <sub>8</sub>	187	1/2	0.3
13P	13PK3	13PS	14 <sup>3</sup> / <sub>8</sub>	365	1	0.5
27P	27PK3	27PS	28 <sup>3</sup> / <sub>8</sub>	720	1 <sup>3</sup> / <sub>4</sub>	0.75
33P	33PK3	33PS	34 <sup>3</sup> / <sub>8</sub>	873	2	0.9
54P	54PK3	54PS	54 <sup>7</sup> / <sub>16</sub>	1382	3	1.4
63P	63PK3	63PS	62 <sup>7</sup> / <sub>16</sub>	1585	3 <sup>1</sup> / <sub>2</sub>	1.6
74P	74PK3	74PS	74 <sup>1</sup> / <sub>2</sub>	1892	4	1.8
86P	86PK3	86PS	86 <sup>1</sup> / <sub>2</sub>	2197	5	2.3
*96P			96 <sup>1</sup> / <sub>2</sub>	2450	5 <sup>1</sup> / <sub>2</sub>	2.5

\*96P should not be used on units less than 24" (610mm) deep. Consult Metro Engineering for alternate recommendations.




**Stationary Post**

### Mobile Posts (For use with Stem Casters)

- Height includes post cap.

Model No. Chrome	Model No. Metroseal 3 with Microban	Model No. Stainless Steel	Height		Approx. Pkd. Wt.	
			(in.)	(mm)	(lbs.)	(kg)
13UP	13UPK3	13UPS	13 <sup>3</sup> / <sub>4</sub>	349	1	0.5
27UP		27UPS	27 <sup>3</sup> / <sub>4</sub>	704	1 <sup>3</sup> / <sub>4</sub>	0.75
33UP	33UPK3	33UPS	33 <sup>3</sup> / <sub>4</sub>	857	2	0.9
54UP	54UPK3	54UPS	53 <sup>13</sup> / <sub>16</sub>	1366	3	1.4
63UP	63UPK3	63UPS	61 <sup>13</sup> / <sub>16</sub>	1570	3 <sup>1</sup> / <sub>2</sub>	1.6
	70UPK3		69 <sup>3</sup> / <sub>4</sub>	1771	3 <sup>3</sup> / <sub>4</sub>	1.7
74UP	74UPK3	74UPS	73 <sup>7</sup> / <sub>8</sub>	1876	4	1.8
86UP	86UPK3	86UPS	85 <sup>7</sup> / <sub>8</sub>	2181	4.5	2.0



**Post for Stem Caster**

### Staked Posts (For use with Truck Dollies)

- Each post connects to the truck dolly through the stem receptacle. The stem receptacle is staked into the bottom of the post to ensure a durable connection in abusive mobile applications.
- Each includes a leveling/connecting bolt.

Model No. Chrome	Model No. Stainless Steel	Height		Approx. Pkd. Wt.	
		(in.)	(mm)	(lbs.)	(kg)
54P-STKD	54PS-STKD	54 <sup>7</sup> / <sub>16</sub>	1382	3	1.4
63P-STKD	63PS-STKD	62 <sup>7</sup> / <sub>16</sub>	1585	3 <sup>1</sup> / <sub>2</sub>	1.6
74P-STKD	74PS-STKD	74 <sup>1</sup> / <sub>2</sub>	1892	4	1.8




**Staked Post**

### Swaged Posts (For use with Stem Casters in Cart Wash Applications)

- Each post has an aluminum cap swaged into the top of the post.

Model No. Stainless Steel	Height		Approx. Pkd. Wt.	
	(in.)	(mm)	(lbs.)	(kg)
33UPS-SW	33 <sup>3</sup> / <sub>4</sub>	857	2	0.9
54UPS-SW	53 <sup>13</sup> / <sub>16</sub>	1366	3	1.4
63UPS-SW	61 <sup>13</sup> / <sub>16</sub>	1570	3 <sup>1</sup> / <sub>2</sub>	1.6



**Swaged Post**

### Special Length Posts

Special length cut posts are available. Consult your Metro representative for more information.



## SUPER ERECTA SHELF® WIRE SHELVING

### Super Wide Shelving


- **High-density Storage:** Super Wide™ shelves have a greater storage area for holding large quantities of supplies, especially large, bulky objects, providing maximum storage in minimum space.
- **Load Capacity** (evenly distributed) per shelf:  
Depths: 30" and 36" (760 and 914mm)  
800 lbs. (363kg) for lengths 48" (1219mm) or shorter.  
600 lbs. (272kg) for lengths 54" (1370mm) or longer.



Model No. Chrome	Model No. Metroseal 3 with Microban	Model No. Stainless Steel	Nominal Width/Length		Approx. Pkd. Wt.	
			(in.)	(mm)	(lbs.)	(kg)
3036NC	3036NK3	3036NS	30x36	760x914	15	6.8
3048NC	3048NK3	3048NS	30x48	760x1219	21	9.5
3060NC	3060NK3	3060NS	30x60	760x1524	26 <sup>1/2</sup>	11.8
3072NC	3072NK3	3072NS	30x72	760x1829	31	14.0
3636NC	3636NK3	3636NS	36x36	910x914	18	8.2
3648NC	3648NK3	3648NS	36x48	910x1219	23	10.4
3660NC	3660NK3	3660NS	36x60	910x1524	29	13.1
3672NC	3672NK3	3672NS	36x72	910x1829	34 <sup>1/2</sup>	15.4

### Foot Plates

- Use to bolt units to the floor, or when a broader, more stable foot is desired. Foot plates also help to protect floors by distributing the point load of the shelving unit across a larger contact point.
- Foot plates (completely tightened) add 1/8" (3mm) to the specified heights of each stationary post on the table.  
Zinc Cat. No. 9993Z  
Stainless Steel Cat. No. 9993S



### "S" Hook

- Used to add on shelving units with only two posts required. Order two per shelf level.  
Cat. No. 9995Z



All Metro Catalog Sheets are available on our website: [www.metro.com](http://www.metro.com)



**InterMetro Industries Corporation**  
North Washington Street, Wilkes-Barre, PA 18705  
Phone: 570-825-2741  
Product Information. U.S. and Canada: 1.800.992.1776  
Outside U.S. and Canada: [www.metro.com/contactus](http://www.metro.com/contactus)

L02-006e  
Printed in U.S.A. Rev. 1/15

Information and specifications are subject to change without notice. Please confirm at time of order

Copyright © 2015 InterMetro Industries Corp.